

RODI cycling

CATALOGUE **2024**

rodicycling.com

CONTENTS



02 **WHEELS**

18 **WHEELS SPECIFICATIONS**

24 **RIMS**

40 **RIMS SPECIFICATIONS**

48 **COMPONENTS**

SPOKES & NIPPLES

51 **ABOUT US**

52 **DESIGN TECHNOLOGY INNOVATION**

OUR WHEELS TESTING CAPABILITIES

OUR RIMS TECHNOLOGY

56 **SUSTAINABILITY**

58 **DISTRIBUTORS & CONTACTS**

WHEELS

index.

ROAD - GRAVEL

05 – CYCLONE (GRAVEL)

06 – AIRLINE CORSA (ROAD DISC)

07 – STRADALE (ROAD)

MTB / DISC

09 – BLACKROCK 21

10 – BLACKROCK 23

11 – BLACKROCK 25

MTB / TUBELESS READY

13 – TRYP 25 evo

14 – TRYP 30 evo

15 – TRYP 35 evo

MTB / CITY-TKK

17 – VIPER 19





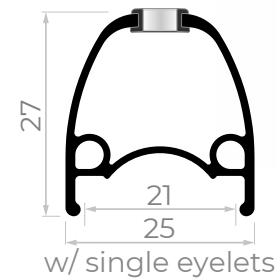
CYCLONE GRAVEL DISC

ETRTO	622x21TC
SPOKE PAT	F 28H 2xCross R 28H 2xCross
NIPPLES	Brass
HUBS	F TA 12X100, SB R TA 12X142, SB
SPOKES	Black Oxidized Round Ø2 mm
WEIGHT +5%(g)*	28" F 976 g R 1111 g - SET 2087 g*

OPTIONS see page 18 for full specs and options



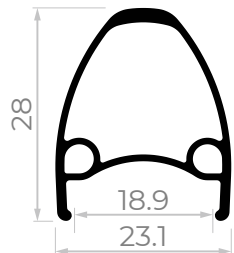
ROAD GRAVEL



AIRLINE CORSA

ROAD DISC

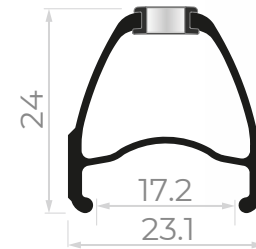
- ETRTO 622x19C
- SPOKE PAT **F** 28H 2xCross **R** 28H 2xCross
- NIPPLES Brass
- HUBS **F** QR 9X100, SB **R** QR 9X135, SB 11 (HG)
- SPOKES Black Oxidized Round Ø2 mm
- WEIGHT ±5%(g)* 28" • **F** 967 g **R** 1207 g - **SET** 2174 g*
- OPTIONS see page 18 for full specs and options



STRADALE

ROAD

- ETRTO 622x17C
- SPOKE PAT **F** 20H RAD **R** 24H 2xCross
- NIPPLES Brass
- HUBS **F** QR 9X100, SB **R** QR 9X135, SB, 11 (HG)
- SPOKES Black Oxidized Round Ø2 mm
- WEIGHT ±5%(g)* 28" • **F** 765 g **R** 1071 g - **SET** 1836 g*
- OPTIONS see page 18 for full specs and options



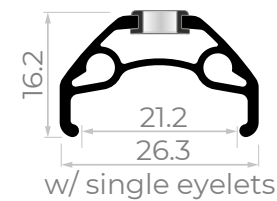
w/ single eyelets



BLACKROCK 21 | 29er | 650b

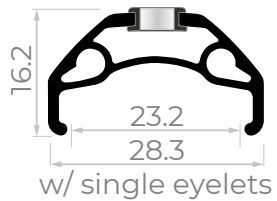
ETRTO	622x21C 584x21C
SPOKE PAT	F 32H 3xCross R 32H 3xCross
NIPPLES	Brass
HUBS	F TA 15X100, SB R TA 12X142, SB (w/ options)
SPOKES	Black Oxidized Round Ø2 mm
WEIGHT +5%(g)*	29er - F 992 g R 1160 g - SET 2152 g* 650b - F 936 g R 1112 g - SET 2048 g*
OPTIONS	see page 20 for full specs and options

MTB DISC



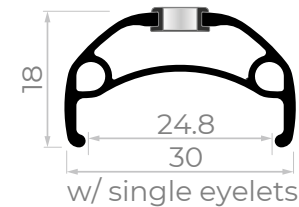
BLACKROCK 23 | 29er | 650b

ETRTO	622x23C 584x23C
SPOKE PAT	F 32H 3xCross R 32H 3xCross
NIPPLES	Brass
HUBS	F TA 15X100, SB R QR 9X135, SB (w/ options)
SPOKES	Black Oxidized Round Ø2 mm
WEIGHT ^{+5%(g)*}	29er · F 1023 R 1277 - SET 2300 g* 650b · F 973 R 1227 - SET 2200 g*
OPTIONS	see page 20 for full specs and options



BLACKROCK 25 | 29er | 650b

ETRTO	622x25C 584x25C
SPOKE PAT	F 32H 3xCross R 32H 3xCross
NIPPLES	Brass
HUBS	F TA 15X100, SB R TA 12X142, SB (w/ options)
SPOKES	Black Oxidized Round Ø2 mm
WEIGHT ^{+5%(g)*}	29er · F 1045 R 1212 - SET 2257 g* 650b · F 993 R 1161 - SET 2154 g*
OPTIONS	see page 20 for full specs and options



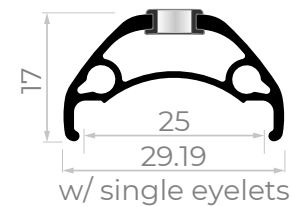


TUBELESS READY MTB



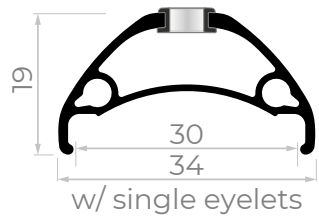
TRYP 25 evo | 29er | 650b

ETRTO	622x25TC 584x25TC
SPOKE PAT	F 32H 3xCross R 32H 3xCross
NIPPLES	Brass
HUBS	F TA 15X100, SB R TA 12X142, SB (w/ options)
SPOKES	Black Oxidized Round Ø2 mm
WEIGHT +5%(g)*	29er - F 1024 R 1192 - SET 2216 g* 650b - F 974 R 1142 - SET 2116 g*
OPTIONS	see page 22 for full specs and options



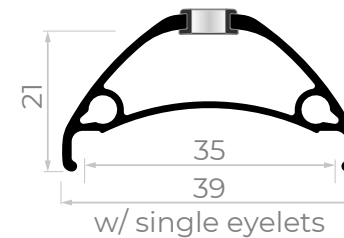
TRYP 30 evo | 29er | 650b

ETRTO	622x30TC 584x30TC
SPOKE PAT	F 32H 3xCross R 32H 3xCross
NIPPLES	Brass
HUBS	F TA 15X110, SB R TA 12X148, SB (w/ options)
SPOKES	Black Oxidized Round Ø2 mm
WEIGHT +5%(g)*	29er - F 1068 R 1271 - SET 2339 g+ 650b - F 1016 R 1220 - SET 2236 g+
OPTIONS	see page 22 for full specs and options



TRYP 35 evo | 29er | 650b

ETRTO	622x35TC 584x35TC
SPOKE PAT	F 32H 3xCross R 32H 3xCross
NIPPLES	Brass
HUBS	F TA 15X110, SB R TA 12X148, SB (w/ options)
SPOKES	Black Oxidized Round Ø2 mm
WEIGHT +5%(g)*	29er - F 1107 R 1407 - SET 2514 g+ 650b - F 1051 R 1351 - SET 2402 g+
OPTIONS	see page 22 for full specs and options



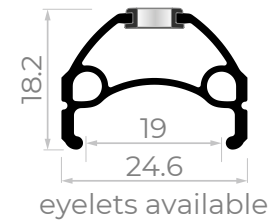


MTB CITY-TKK



VIPER 19 | 28" | 26"

ETRTO	622x19C 559x19C
SPOKE PAT	F 32H 3xCross R 32H 3xCross (w/ options)
NIPPLES	Brass
HUBS	F QR 9X100, CC R QR 9X135, CC (w/ options)
SPOKES	Black Oxidized Round Ø2 mm
WEIGHT +5%(g)*	28" - F 1087 R 1276 - SET 2363 g* 26" - F 1007 R 1196 - SET 2203 g*
OPTIONS	see page 22 for full specs and options



TECHNICAL SPECIFICATIONS

wheels



ROAD - GRAVEL WHEELS

WHEEL	ETRTO	SPOKE FITTING	SPOKES	NIPPLES	RIM FINISHING	HUB/MODEL	WEIGHT (±5%)
CYCLONE (GRAVEL DISC)	622X21TC	F - 28H 2xCross R - 28H 2xCross	Black Oxidized Round Ø2mm	Brass	Black	F - TA 12x100 SB, CL R - TA 12x142 SB, CL	F - 976 g R - 1111 g
	622X21TC	F - 28H 2xCross R - 28H 2xCross	Black Oxidized Round Ø2mm	Brass	Black	F - TA 12x100 SB R - TA 12x142 SB	F - 996 g R - 1177 g
AIRLINE CORSA (ROAD DISC)	622X19C	F - 28H 2xCross R - 28H 2xCross	Black Oxidized Round Ø2mm	Brass	Black	F - QR 9x100 SB R - QR 9x135 SB, 11	F - 967 g R - 1207 g
	622X19C	F - 28H 2xCross R - 28H 2xCross	Black Oxidized Round Ø2mm	Brass	Black	F - TA 12x100 SB, CL R - TA 12x142 SB, CL	F - 926 g R - 1062 g
	622X19C	F - 28H 2xCross R - 28H 2xCross	Black Oxidized Round Ø2mm	Brass	Black	F - TA 12x100 SB R - TA 12x142 SB	F - 946 g R - 1128 g
STRADALE	622X17C	F - 20H RAD R - 24H 2xCross	Black Oxidized Round Ø2mm	Brass	Black w/ mach. sides	F - QR 9x100 SB R - QR 9x130 SB, 11, (HG)	F - 765 g R - 1071 g
	622X17C	F - 20H RAD R - 24H 2xCross	Black Oxidized Round Ø2mm	Brass	Black w/ mach. sides	F - QR 9x100 CC R - QR 9x130 CC, 11, (HG)	F - 807 g R - 1075 g

F - Front **R** - Rear **(HG/XD)** - Shimano/Campagnolo/XD-SRAM **MS** - Microspline **STS** - Straight Spoke System **SB** - Sealed Bearings **CC** - Cup and Cone
Hub **CL** - Center lock **QR** - Quick-release **11** - 11 Speed Shimano Compatible **142** - Options : 142x12 thru-axle **148** - Options : 148x12 thru-axle **K** - Cassete

MTB/DISC WHEELS

WHEEL	ETRTO	SPOKE FITTING	SPOKES	NIPPLES	RIM FINISHING	HUB/MODEL	WEIGHT (±5%)
BLACKROCK 21	622X21C	F - 32H STD 3xCross R - 32H STD 3xCross	Black Oxidized Round Ø2mm	Brass	Black	F - QR 9x100 SB R - QR 9x135 SB	F - 1009 g R - 1247 g
	622X21C	F - 32H STD 3xCross R - 32H STD 3xCross	Black Oxidized Round Ø2mm	Brass	Black	F - TA 15x100 SB R - QR 9x135 SB	F - 992 g R - 1160 g
	622X21C	F - 32H STD 3xCross R - 32H STD 3xCross	Black Oxidized Round Ø2mm	Brass	Black	F - TA 15x100 SB R - TA 12x142 SB, (HG, XD)	F - 992 g R - 1160 g
	622X21C	F - 32H STD 3xCross R - 32H STD 3xCross	Black Oxidized Round Ø2mm	Brass	Black	F - QR 9x100 CC R - QR 9x135 CC	F - 1097 g R - 1289 g
	584X21C	F - 32H STD 3xCross R - 32H STD 3xCross	Black Oxidized Round Ø2mm	Brass	Black	F - QR 9x100 SB R - QR 9x135 SB	F - 960 g R - 1198 g
	584X21C	F - 32H STD 3xCross R - 32H STD 3xCross	Black Oxidized Round Ø2mm	Brass	Black	F - TA 15x100 SB R - QR 9x135 SB	F - 944 g R - 1198 g
	584X21C	F - 32H STD 3xCross R - 32H STD 3xCross	Black Oxidized Round Ø2mm	Brass	Black	F - TA 15x100 SB R - TA 12x142 SB, (HG, XD)	F - 936 g R - 1112 g
	584X21C	F - 32H STD 3xCross R - 32H STD 3xCross	Black Oxidized Round Ø2mm	Brass	Black	F - QR 9x100 CC R - QR 9x135 CC	F - 1051 g R - 1240 g
BLACKROCK 23	622X23C	F - 32H STD 3xCross R - 32H STD 3xCross	Black Oxidized Round Ø2mm	Brass	Black	F - QR 9x100 SB R - QR 9x135 SB	F - 1039 g R - 1277 g
	622X23C	F - 32H STD 3xCross R - 32H STD 3xCross	Black Oxidized Round Ø2mm	Brass	Black	F - TA 15x100 SB R - QR 9x135 SB	F - 1023 g R - 1277 g
	622X23C	F - 32H STD 3xCross R - 32H STD 3xCross	Black Oxidized Round Ø2mm	Brass	Black	F - TA 15x100 SB R - TA 12x142 SB, (HG, XD)	F - 1023 g R - 1190 g
	622X23C	F - 32H STD 3xCross R - 32H STD 3xCross	Black Oxidized Round Ø2mm	Brass	Black	F - QR 9x100 CC R - QR 9x135 CC	F - 1130 g R - 1319 g
	584X23C	F - 32H STD 3xCross R - 32H STD 3xCross	Black Oxidized Round Ø2mm	Brass	Black	F - QR 9x100 SB R - QR 9x135 SB	F - 990 g R - 1227 g
	584X23C	F - 32H STD 3xCross R - 32H STD 3xCross	Black Oxidized Round Ø2mm	Brass	Black	F - TA 15x100 SB R - QR 9x135 SB	F - 973 g R - 1227 g
	584X23C	F - 32H STD 3xCross R - 32H STD 3xCross	Black Oxidized Round Ø2mm	Brass	Black	F - TA 15x100 SB R - TA 12x142 SB, (HG, XD)	F - 973 g R - 1140 g
	584X23C	F - 32H STD 3xCross R - 32H STD 3xCross	Black Oxidized Round Ø2mm	Brass	Black	F - QR 9x100 CC R - QR 9x135 CC	F - 1080 g R - 1269 g
BLACKROCK 25	622X25C	F - 32H STD 3xCross R - 32H STD 3xCross	Black Oxidized Round Ø2mm	Brass	Black	F - TA 15x100 SB R - TA 12x142 SB	F - 1045 g R - 1212 g
	622X25C	F - 32H STD 3xCross R - 32H STD 3xCross	Black Oxidized Round Ø2mm	Brass	Black	F - TA 15x110 SB R - TA 12x148 SB, (HG, MS, XD)	F - 1066 g R - 1268 g
	584X25C	F - 32H STD 3xCross R - 32H STD 3xCross	Black Oxidized Round Ø2mm	Brass	Black	F - TA 15x100 SB R - TA 12x142 SB	F - 993 g R - 1161 g
	584X25C	F - 32H STD 3xCross R - 32H STD 3xCross	Black Oxidized Round Ø2mm	Brass	Black	F - TA 15x110 SB R - TA 12x148 SB, (HG, MS, XD)	F - 1013 g R - 1216 g

F - Front R - Rear (HG/XD) - Shimano/XD-SRAM MS - Microspline STS - Straight Spoke System SB - Sealed Bearings CC - Cup and Cone Hub CL - Center lock QR - Quick-release 11 - 11 Speed Shimano Compatible 142 - Options : 142x12 thru-axle 148 - Options : 148x12 thru-axle K - Cassete

MTB/TUBELESS READY WHEELS

WHEEL	ETRTO	SPOKE FITTING	SPOKES	NIPPLES	RIM FINISHING	HUB/MODEL	WEIGHT (±5%)
TRYP 25 evo	622X25TC	F - 32H STD 3xCross R - 32H STD 3xCross	Black Oxidized Round Ø2mm	Brass	Black Anodised	F - TA 15x100 SB R - TA 12x142 SB, (HG, XD)	F - 1024 g R - 1192 g
	584X25TC	F - 32H STD 3xCross R - 32H STD 3xCross	Black Oxidized Round Ø2mm	Brass	Black Anodised	F - TA 15x100 SB R - TA 12x142 SB, (HG, XD)	F - 974 g R - 1142 g
TRYP 30 evo	622X30TC	F - 32H STD 3xCross R - 32H STD 3xCross	Black Oxidized Round Ø2mm	Brass	Black Anodised	F - TA 15x110 SB R - TA 12x148 SB, (HG, MS, XD)	F - 1068 g R - 1271 g
	584X30TC	F - 32H STD 3xCross R - 32H STD 3xCross	Black Oxidized Round Ø2mm	Brass	Black Anodised	F - TA 15x110 SB R - TA 12x148 SB, (HG, MS, XD)	F - 1016 g R - 1220 g
TRYP 35 evo	622X35TC	F - 32H STD 3xCross R - 32H STD 3xCross	Black Oxidized Round Ø2mm	Brass	Black Anodised	F - TA 15x110 SB R - TA 12x148 SB, (HG, MS, XD)	F - 1147 g R - 1349 g
	622X35TC	F - 28H STD 2xCross R - 28H STD 2xCross	Black Oxidized Round Ø2mm	Brass	Black Anodised	F - TA 15x110 SB, STS R - TA 12x148 SB, STS, (HG, MS, XD)	F - 1107 g R - 1407 g
	584X35TC	F - 32H STD 3xCross R - 32H STD 3xCross	Black Oxidized Round Ø2mm	Brass	Black Anodised	F - TA 15x110 SB R - TA 12x148 SB, (HG, MS, XD)	F - 1090 g R - 1293 g
	584X35TC	F - 28H STD 2xCross R - 28H STD 2xCross	Black Oxidized Round Ø2mm	Brass	Black Anodised	F - TA 15x110 SB, STS R - TA 12x148 SB, STS, (HG, MS, XD)	F - 1051 g R - 1351 g

MTB/CITY - TTK WHEELS

WHEEL	ETRTO	SPOKE FITTING	SPOKES	NIPPLES	RIM FINISHING	HUB/MODEL	WEIGHT (±5%)
VIPER 19	622X19C	F - 32H STD 3xCross R - 32H STD 3xCross	Black Oxidized Round Ø2mm	Brass	Black or silver w/ mach. sides	F - QR 9x100 CC R - QR 9x135 CC	F - 1087 g R - 1276 g
	622X19C	F - 36H STD 3xCross R - 36H STD 3xCross	Black Oxidized Round Ø2mm	Brass	Black or silver w/ mach. sides	F - QR 9x100 CC R - QR 9x135 CC	F - 999 g R - 1111 g
	622X19C	F - 36H STD 3xCross R - 36H STD 3xCross	Black Oxidized Round Ø2mm	Brass	Black or silver w/ mach. sides	F - QR 9x100 CC R - QR 9x135 CC, K	F - 999 g R - 1247 g
	559X19C	F - 32H STD 3xCross R - 32H STD 3xCross	Black Oxidized Round Ø2mm	Brass	Black or silver w/ mach. sides	F - QR 9x100 CC R - QR 9x135 CC	F - 1007 g R - 1196 g
	559X19C	F - 36H STD 3xCross R - 36H STD 3xCross	Black Oxidized Round Ø2mm	Brass	Black or silver w/ mach. sides	F - QR 9x100 CC R - QR 9x135 CC	F - 916 g R - 1028 g
	559X19C	F - 36H STD 3xCross R - 36H STD 3xCross	Black Oxidized Round Ø2mm	Brass	Black or silver w/ mach. sides	F - QR 9x100 CC R - QR 9x135 CC, K	F - 916 g R - 1164 g

F - Front **R** - Rear **(HG/XD)** - Shimano/XD-SRAM **MS** - Microspline **STS** - Straight Spoke System **SB** - Sealed Bearings **CC** - Cup and Cone Hub **CL** - Center lock **QR** - Quick-release **11** - 11 Speed Shimano Compatible **142** - Options : 142x12 thru-axle **148** - Options : 148x12 thru-axle **K** - Cassete

WARNING: Specifications and colors subject to change without prior notice ▲

RIMS

index.



E-BIKES

26 – CONNECT

27 – WEB 21

28 – WEB DISC

28 – WEB 19

MTB / DISC

31 – FW DISC

32 – EXCALIBUR XC

32 – BLACKROCK 21

33 – BLACKROCK 23

33 – BLACKROCK 25

MTB / CITY-TKK

36 – VISION 25

37 – VIPER 19

37 – VIPER 21

ROAD / GRAVEL

29 – STRADALE (ROAD)

30 – AIRLINE CORSA (ROAD DISC)

30 – CYCLONE (GRAVEL DISC)

MTB / TUBELESS READY / DISC

34 – TRYP 25 evo

35 – TRYP 30 evo

35 – TRYP 35 evo

CARGO BIKE

38 – BRUTUS

SINGLE WALL

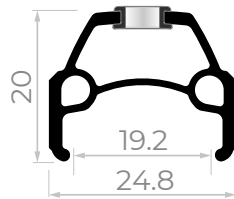
39 – WESTWOOD

E-BIKES



CONNECT | E-BIKE RIMS

for full specs please see page 42



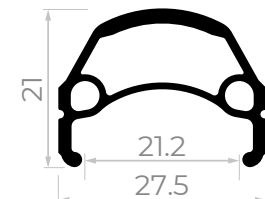
4D EYELET

	28"	26"
ETRTO	622X19C	559X19C
HOLES	32 - 36	32 - 36
EYELETS	4D	4D
FINISHING	Black or silver w/ mach. sides	Black or silver w/ mach. sides
WEIGHT	598 g (±5%)	538 g (±5%)
ERD(1)	---	---
ERD(2)	602	538

ERD - EFFECTIVE RIM DIAMETER (mm) ERD(1) - Without Eyelets ERD(2) - With Single Eyelets ERD(3) - With Double Eyelets

WEB 21 | E-BIKE RIMS

for full specs please see page 42



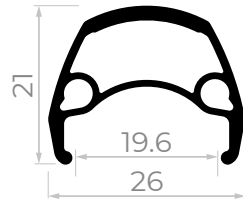
DIMPLE PIERCING

	28"	26"	24"	20"
ETRTO	622X21C	559X21C	507X21C	406X21C
HOLES	32 - 36	32 - 36	32 - 36	32
EYELETS	Available	Available	Available	Available
FINISHING	Black or satined w/ mach. sides	Black or satined w/ mach. sides	Black or satined w/ mach. sides	Black or satined w/ mach. sides
WEIGHT	662 g (±5%)	594 g (±5%)	538 g (±5%)	429 g (±5%)
ERD(1)	600	536	485	383
ERD(2)	600	537	485	384

ERD - EFFECTIVE RIM DIAMETER (mm) ERD(1) - Without Eyelets ERD(2) - With Single Eyelets ERD(3) - With Double Eyelets

WEB DISC | E-BIKE RIMS

for full specs please see page 42



DIMPLE PIERCING

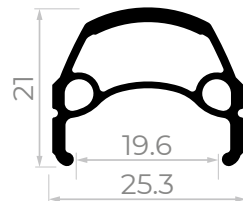
	28"	650b	26"	24"	20"
ETRTO	622X19C	584X19C	559X19C	507X19C	406X19C
HOLES	32 - 36	32 - 36	32 - 36	32 - 36	32
EYELETS	Available	Available	Available	Available	Available
FINISHING	Black or satined	Black or satined	Black or satined	Black or satined	Black or satined
WEIGHT	614 g (±5%)	575 g (±5%)	550 g (±5%)	498 g (±5%)	397 g (±5%)
ERD(1)	600	561	536	485	383
ERD(2)	600	562	537	485	384

ROAD GRAVEL



WEB 19 | E-BIKE RIMS

for full specs please see page 42

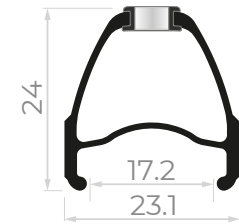


DIMPLE PIERCING

	28"	26"
ETRTO	622X19C	559X19C
HOLES	32 - 36	32 - 36
EYELETS	Available	Available
FINISHING	Black or satined w/ mach. sides	Black or satined w/ mach. sides
WEIGHT	627 g (±5%)	563 g (±5%)
ERD(1)	600	536
ERD(2)	600	537

STRADALE | ROAD RIMS

for full specs please see page 42



w/ single eyelets

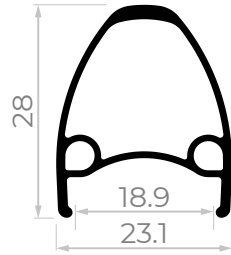
	28"
ETRTO	622X17C
HOLES	20 - 24 - 32
EYELETS	Available
FINISHING	Black
WEIGHT	493 g (±5%)
ERD(1)	592
ERD(2)	593

ERD - EFFECTIVE RIM DIAMETER (mm) ERD(1) - Without Eyelets ERD(2) - With Single Eyelets ERD(3) - With Double Eyelets

ERD - EFFECTIVE RIM DIAMETER (mm) ERD(1) - Without Eyelets ERD(2) - With Single Eyelets ERD(3) - With Double Eyelets

AIRLINE CORSA | ROAD DISC RIMS

for full specs please see page 42



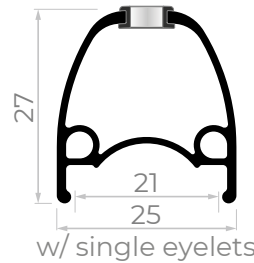
	28"
ETRTO	622X19C
HOLES	28 - 32
EYELETS	Not available
FINISHING	Black
WEIGHT	545 g (±5%)
ERD(1)	584
ERD(2)	--

MTB DISC



CYCLONE | GRAVEL DISC / E-GRAVEL RIMS

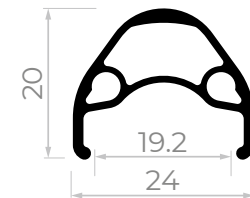
for full specs please see page 42



	29er	650b
ETRTO	622X21TC	584X21TC
HOLES	28 - 32	28 - 32
EYELETS	Single	Single
FINISHING	Black	Black
WEIGHT	635 g (±5%)	595 g (±5%)
ERD(1)	---	---
ERD(2)	586	549

FW DISC | MTB DISC RIMS

for full specs please see page 44



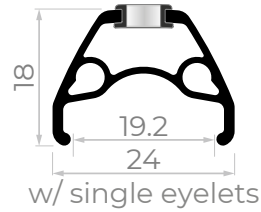
	29er	650b	26"
ETRTO	622X19C	584X19C	559X19C
HOLES	32 - 36	32	32
EYELETS	Not available	Not available	Not available
FINISHING	Black	Black	Black
WEIGHT	514 g (±5%)	483 g (±5%)	462 g (±5%)
ERD(1)	602	563	538
ERD(2)	---	---	---

ERD - EFFECTIVE RIM DIAMETER (mm) ERD(1) - Without Eyelets ERD(2) - With Single Eyelets ERD(3) - With Double Eyelets

ERD - EFFECTIVE RIM DIAMETER (mm) ERD(1) - Without Eyelets ERD(2) - With Single Eyelets ERD(3) - With Double Eyelets

EXCALIBUR XC | MTB DISC RIMS

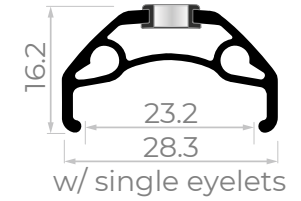
for full specs please see page 44



	29er	650b	26"
ETRTO	622X19C	584X19C	559X19C
HOLES	32	32	32
EYELETS	Single	Single	Single
FINISHING	Black	Black	Black
WEIGHT	500 g (±5%)	470 g (±5%)	450 g (±5%)
ERD(1)	---	---	---
ERD(2)	604	566	541

BLACKROCK 23 | MTB DISC RIMS

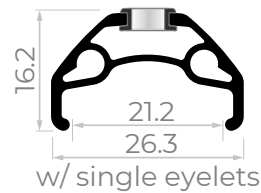
for full specs please see page 44



	29er	650b	26"
ETRTO	622X23C	584X23C	559X23C
HOLES	32	32	32
EYELETS	Single	Single	Single
FINISHING	Black	Black	Black
WEIGHT	566 g (±5%)	532 g (±5%)	509 g (±5%)
ERD(1)	---	---	---
ERD(2)	609	571	546

BLACKROCK 21 | MTB DISC RIMS

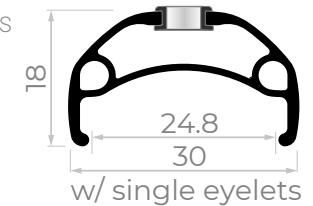
for full specs please see page 44



	29er	650b	26"
ETRTO	622X21C	584X21C	559X21C
HOLES	32	32	32
EYELETS	Single	Single	Single
FINISHING	Black	Black	Black
WEIGHT	536 g (±5%)	503 g (±5%)	482 g (±5%)
ERD(1)	---	---	---
ERD(2)	608	570	545

BLACKROCK 25 | MTB DISC RIMS

for full specs please see page 44



	29er	650b
ETRTO	622X25C	584X25C
HOLES	32	32
EYELETS	Single	Single
FINISHING	Black	Black
WEIGHT	589 g (±5%)	553 g (±5%)
ERD(1)	---	---
ERD(2)	607	568

ERD - EFFECTIVE RIM DIAMETER (mm) ERD(1) - Without Eyelets ERD(2) - With Single Eyelets ERD(3) - With Double Eyelets

ERD - EFFECTIVE RIM DIAMETER (mm) ERD(1) - Without Eyelets ERD(2) - With Single Eyelets ERD(3) - With Double Eyelets

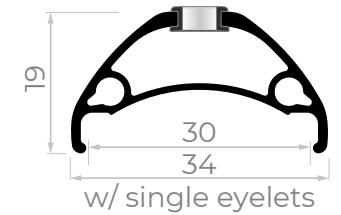
MTB DISC

TUBELESS READY



TRYP 30^{evo} | TUBELESS READY RIMS

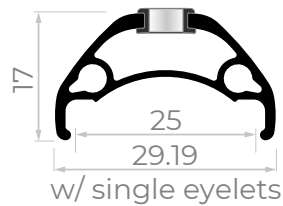
for full specs please see [page 44](#)



	29er	650b
ETRTO	622X30TC	584X30TC
HOLES	32	32
EYELETS	Single	Single
FINISHING	Black anodised	Black anodised
WEIGHT	616 g (±5%)	579 g (±5%)
ERD(1)	---	---
ERD(2)	602	565

TRYP 25^{evo} | TUBELESS READY RIMS

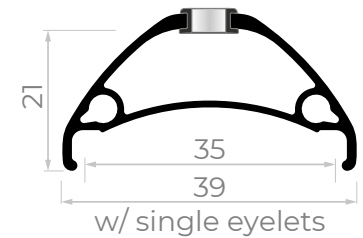
for full specs please see [page 44](#)



	29er	650b
ETRTO	622X25TC	584X25TC
HOLES	32	32
EYELETS	Single	Single
FINISHING	Black anodised	Black anodised
WEIGHT	569 g (±5%)	534 g (±5%)
ERD(1)	---	---
ERD(2)	606	569

TRYP 35^{evo} | TUBELESS READY RIMS

for full specs please see [page 44](#)



	29er	650b
ETRTO	622X35TC	584X35TC
HOLES	32	32
EYELETS	Single	Single
FINISHING	Black anodised	Black anodised
WEIGHT	674 g (±5%)	633 g (±5%)
ERD(1)	---	---
ERD(2)	598	561

ERD - EFFECTIVE RIM DIAMETER (mm) ERD(1) - Without Eyelets ERD(2) - With Single Eyelets ERD(3) - With Double Eyelets

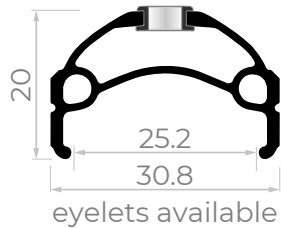
ERD - EFFECTIVE RIM DIAMETER (mm) ERD(1) - Without Eyelets ERD(2) - With Single Eyelets ERD(3) - With Double Eyelets

MTB CITY-TKK



VISION 25 | MTB/CITY - TTK RIMS

for full specs please see page 46



	29er	650b	26"	24"
ETRTO	622X25C	584X25C	559X25C	507X25C
HOLES	32 - 36	32 - 36	32 - 36	32 - 36
EYELETS	Single or double	Single or double	Single or double	Single or double
FINISHING	Black or silver w/ mach. sides	Black or silver w/ mach. sides	Black or silver w/ mach. sides	Black or silver w/ mach. sides
WEIGHT	664 g (±5%)	624 g (±5%)	597 g (±5%)	541 g (±5%)
ERD(1)	---	---	---	---
ERD(2)	602	564	539	487
ERD(3)	603	565	540	488

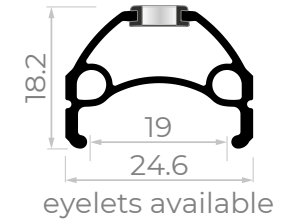


DIMPLE PIERCING

ERD - EFFECTIVE RIM DIAMETER (mm) ERD(1) - Without Eyelets ERD(2) - With Single Eyelets ERD(3) - With Double Eyelets

VIPER 19 | MTB/CITY - TTK RIMS

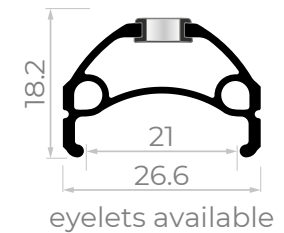
for full specs please see page 46



	29er	650b	26"
ETRTO	622X19C	584X19C	559X19C
HOLES	32 - 36	32 - 36	32 - 36
EYELETS	Available	Available	Available
FINISHING	Black or silver w/ mach. sides	Black or silver w/ mach. sides	Black or silver w/ mach. sides
WEIGHT	525 g (±5%)	493 g (±5%)	472 g (±5%)
ERD(1)	603	565	540
ERD(2)	604	565	540
ERD(3)	605	566	541

VIPER 21 | MTB/CITY - TTK RIMS

for full specs please see page 46



	28"	650b	26"
ETRTO	622X21C	584X21C	559X21C
HOLES	32 - 36	32 - 36	32 - 36
EYELETS	Available	Available	Available
FINISHING	Black or silver w/ mach. sides	Black or silver w/ mach. sides	Black or silver w/ mach. sides
WEIGHT	559 g (±5%)	525 g (±5%)	502 g (±5%)
ERD(1)	604	565	540
ERD(2)	604	566	541
ERD(3)	605	567	542

ERD - EFFECTIVE RIM DIAMETER (mm) ERD(1) - Without Eyelets ERD(2) - With Single Eyelets ERD(3) - With Double Eyelets

CARGO BIKE

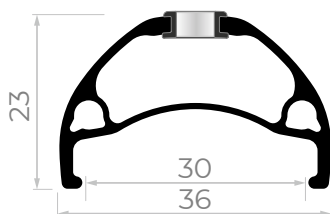


BRUTUS | CARGO-BIKE RIMS

for full specs please see [page 46](#)



DIMPLE PIERCING



SYSTEM WEIGHT **250 Kg**

	28"	27,5"	26"	24"	20"
ETRTO	622X30C	584X30C	559X30C	507X30C	406X30C
HOLES	32 - 36	32 - 36	32 - 36	32 - 36	32 - 36
EYELETS	4D - Dimple	4D - Dimple	4D - Dimple	4D - Dimple	4D - Dimple
FINISHING	Black	Black	Black	Black	Black
WEIGHT	817 g (±5%)	766 g (±5%)	733 g (±5%)	664 g (±5%)	530 g (±5%)
ERD(1)	597	559	533	482	380
ERD(2)	597	559	534	482	381
ERD(3)	---	---	---	---	---

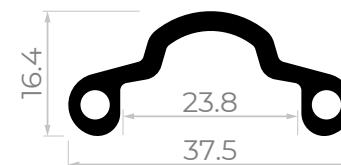
ERD - EFFECTIVE RIM DIAMETER (mm) **ERD(1)** - Without Eyelets **ERD(2)** - With Single Eyelets **ERD(3)** - With Double Eyelets

SINGLE WALL



WESTWOOD | SINGLE WALL RIMS

for full specs please see [page 46](#)



	28"
ETRTO	635X24SS
HOLES	36
EYELETS	Not available
FINISHING	Black or Silver or black w/ golden line
WEIGHT	809 g (±5%)
ERD(1)	624
ERD(2)	--

ERD - EFFECTIVE RIM DIAMETER (mm) **ERD(1)** - Without Eyelets **ERD(2)** - With Single Eyelets **ERD(3)** - With Double Eyelets



TECHNICAL SPECIFICATIONS

RIMS



E-BIKE RIMS

RIM	ETRTO	HOLES	EYELETS	RIM FINISH	ERD 1	ERD 2	ERD 3	WEIGHT (±5%)
CONNECT	622X19C	32 - 36	4D	Black or silver w/ mach. sides	---	602	---	598 g
	559X19C	32 - 36	4D	Black or silver w/ mach. sides	---	538	---	538 g
WEB 21	622X21C	32 - 36	Available	Black or satined w/ mach. sides	600	600	---	662 g
	559X21C	32 - 36	Available	Black or satined w/ mach. sides	536	537	---	594 g
	507X21C	32 - 36	Available	Black or satined w/ mach. sides	485	485	---	538 g
	406X21C	32	Available	Black or satined w/ mach. sides	383	384	---	429 g
WEB Disc	622X19C	32 - 36	Available	Black or satined	600	600	---	614 g
	584X19C	32 - 36	Available	Black or satined	561	562	---	575 g
	559X19C	32 - 36	Available	Black or satined	536	537	---	550 g
	507X19C	32 - 36	Available	Black or satined	485	485	---	498 g
	406X19C	32	Available	Black or satined	383	384	---	397 g
WEB 19	622X19C	32 - 36	Available	Black or satined w/ mach. sides	600	600	---	627 g
	559X19C	32 - 36	Available	Black or satined w/ mach. sides	536	537	---	563 g

ROAD - GRAVEL RIMS

RIM	ETRTO	HOLES	EYELETS	RIM FINISH	ERD 1	ERD 2	ERD 3	WEIGHT (±5%)
STRADALE	622X17C	28 - 32	Available	Black	592	593	---	493 g
AIRLINE CORSA	622X19C	28 - 32	Not available	Black	584			545 g
CYCLONE (GRAVEL)	622X21TC	28 - 32	Single	Black	---	586	---	635 g
	584X21TC	28 - 32	Single	Black	---	549	---	595 g

MTB DISC RIMS

RIM	ETRTO	HOLES	EYELETS	RIM FINISH	ERD 1	ERD 2	ERD 3	WEIGHT (±5%)
FW DISC	622X19C	32 - 36	Not available	Black	602	---	---	514 g
	584X19C	32	Not available	Black	563	---	---	483 g
	559X19C	32	Not available	Black	538	---	---	462 g
EXCALIBUR XC	622X19C	32	Single	Black	---	604	---	500 g
	584X19C	32	Single	Black	---	566	---	470 g
	559X19C	32	Single	Black	---	541	---	450 g
BLACKROCK 21	622X21C	32	Single	Black	---	608	---	536 g
	584X21C	32	Single	Black	---	570	---	503 g
	559X21C	32	Single	Black	---	545	---	482 g
BLACKROCK 23	622X23C	32	Single	Black	---	609	---	566 g
	584X23C	32	Single	Black	---	571	---	532 g
	559X23C	32	Single	Black	---	546	---	509 g
BLACKROCK 25	622X25C	32	Single	Black	---	607	---	589 g
	584X25C	32	Single	Black	---	568	---	553 g

TUBELESS READY RIMS

RIM	ETRTO	HOLES	EYELETS	RIM FINISH	ERD 1	ERD 2	ERD 3	WEIGHT (±5%)
TRYP 25 evo	622X25TC	32	Single	Black anodised	---	606	---	569 g
	584X25TC	32	Single	Black anodised	---	569	---	534 g
TRYP 30 evo	622X30TC	32	Single	Black anodised	---	602	---	616 g
	584X30TC	32	Single	Black anodised	---	565	---	579 g
TRYP 35 evo	622X35TC	32	Single	Black anodised	---	598	---	674 g
	584X35TC	32	Single	Black anodised	---	561	---	633 g

MTB/CITY - TKK RIMS

RIM	ETRTO	HOLES	EYELETS	RIM FINISH	ERD 1	ERD 2	ERD 3	WEIGHT (±5%)
VISION 25	622X25C	32 - 36	Single or double	Black or silver w/ mach. sides	---	602	603	664 g
	584X25C	32 - 36	Single or double	Black or silver w/ mach. sides	---	564	565	624 g
	559X25C	32 - 36	Single or double	Black or silver w/ mach. sides	---	539	540	597 g
	507X25C	32 - 36	Single or double	Black or silver w/ mach. sides	---	487	488	541 g
VIPER 19	622X19C	32 - 36	Available	Black or silver w/ mach. sides	603	604	605	525 g
	584X19C	32 - 36	Available	Black or silver w/ mach. sides	565	565	566	493 g
	559X19C	32 - 36	Available	Black or silver w/ mach. sides	540	540	541	472 g
VIPER 21	622X21C	32 - 36	Available	Black or silver w/ mach. sides	604	604	605	559 g
	584X21C	32 - 36	Available	Black or silver w/ mach. sides	565	566	567	525 g
	559X21C	32 - 36	Available	Black or silver w/ mach. sides	540	541	542	502 g

CARGO BIKE RIMS

RIM	ETRTO	HOLES	EYELETS	RIM FINISH	ERD 1	ERD 2	ERD 3	WEIGHT (±5%)
BRUTUS	622X30C	32 - 36	4D - DIMPLE	Black	597	597	---	817 g
	584X30C	32 - 36	4D - DIMPLE	Black	559	559	---	766 g
	559X30C	32 - 36	4D - DIMPLE	Black	533	534	---	733 g
	507X30C	32 - 36	4D - DIMPLE	Black	482	482	---	664 g
	406X30C	32 - 36	4D - DIMPLE	Black	380	381	---	530 g

SINGLE WALL RIMS

RIM	ETRTO	HOLES	EYELETS	RIM FINISH	ERD 1	ERD 2	ERD 3	WEIGHT (±5%)
WESTWOOD	635X24SS	36	Not available	Black or Black w/ Golden Line	624	---	---	809 g
	622X24SS	36	Not available	Black or Black w/ Golden Line	611	---	---	783 g

WARNING: Specifications and colors are subject to change without prior notice ▲

COMPONENTS

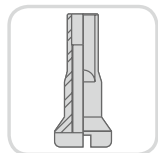
spokes & nipples



NIPPLES

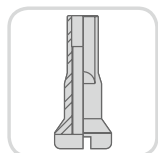
STANDARD 14G

FINISHING	NICKEL
THREAD	FG 2.3
MATERIAL	Brass
LENGTH	14 mm
WEIGHT	1,05 g



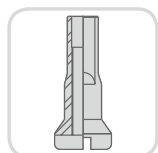
STANDARD 14G

FINISHING	BLACK Brass
THREAD	FG 2.3
MATERIAL	Brass
LENGTH	14 mm
WEIGHT	1,05 g



REDUCTION 14 / 13G

FINISHING	NICKEL
THREAD	FG 2.6
MATERIAL	Brass
LENGTH	14 mm
WEIGHT	0,95 g



SPOKES

ROUND SPOKE

FINISH	Black Painted St. Steel Silver Black Oxidized
WEIGHT	7,1 g (L=280mm)
ØD1	Ø 2 mm
G	9,5 mm
A	95°
H	6,2 mm, 6,4 mm or 6,7 mm
L	250 mm - 300 mm

FINISH	St. Steel Silver Black Oxidized
WEIGHT	9,9 g (L=280mm)
ØD1	Ø 2,3 mm
G	10 mm
A	95°
H	7,5 mm
L	250 mm - 300 mm



ABOUT US

rodi

At **RODI Cycling**, we believe the best rides are the ones we experience by bicycle. That is why we are passionate about creating rims and wheels that make a difference in any cyclist's adventure.

Manufacturing bicycle rims and wheels require time, technique, and know-how. The quality and performance of our products come from our employee's expertise and passion - a dedicated team with over 70 years of experience in the cycling industry.

So, whether to cross the city traffic or pedal through your weekend getaways, climb the highest mountains or ride at the top of your performance, our technology and expertise allow us to create the cycling solutions that fit your lifestyle.

MORE THAN JUST CYCLING

RODI Cycling is a business unit of **RODI Industries, S.A.** – a Portuguese company dedicated to metallurgy and metalworking for the last 70 years, with a strong focus on the cycling field. We are experts in the manufacture of high-quality specialized products, namely aluminium rims and wheels.



**YOUR
WHEELS
OUR
PASSION**



DESIGN TECHNOLOGY INNOVATION

Our aluminium rims and wheels are designed and manufactured in our factory in Aveiro, Portugal. From here, an experienced and dedicated R&D team works daily on creating innovative, reliable, and flexible solutions for your bike.

As an integral part of our product development, we submit our products to rigorous testing and quality control procedures, improved over the years.



OUR WHEELS TESTING CAPABILITIES

RODI's main purpose is to create products that provide the best performance to all cyclists. To ensure this, all our models are tested meticulously to ensure maximum resistance, safety and reliability. Below are some of those tests:

- Vertical stiffness test
- Impact test
- Inflation test
- Lateral stiffness test
- Spoke hole pulling test
- Spoke tensile test
- Seam strength test
- Fatigue test
- In terrain tests by Pro athletes

PERFORMED FOLLOWING THE STANDARDS:

E.T.R.T.O. // ISO 4210 // ISO 5775 // ISO 15194 // CEN/TR 17653



OUR RIMS TECHNOLOGY

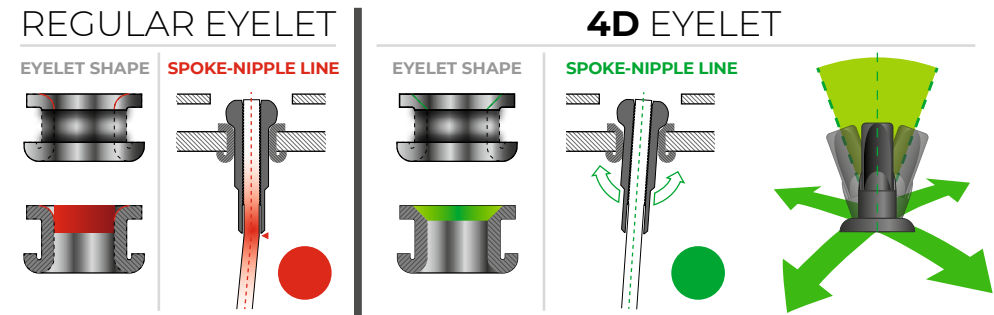
Dimple Piercing, commonly used in motorbike rims, provides a better alignment of the spoke and a perfect settlement of the nipple on the rim, creating a straight line between all elements of the wheel.

The **4D Eyelet** is a worldwide novelty that allows the creation, via an eyelet, of the dimple effect generated on the rims of the WEB collection. The concept of the 4D Eyelet substantially increases the angles and reduces the stress zones on the spokes while decreasing the time spent on the wheel assembly line.



A perfect solution for e-bikes with central engine and medium size hubs.

AVAILABLE RIMS FOR DIMPLE PIERCING.





SUSTAINABILITY

WE VALUE THE PLANET

At **RODI**, we want to continue to evolve towards a greener industry and encourage all cyclists to enjoy a more sustainable lifestyle.

Following a philosophy of sustainable growth, we develop and adopt several initiatives to protect and preserve the environment, minimizing our ecological footprint in all our processes and product chain.



Certification

We are certified by our management and quality system, which ensures the quality of the products we put on the market and the excellence of the service we provide to our customers.

Resources

Use of European-certified raw materials only. About 97% of our suppliers are from Europe, thus lowering the impact of our supply chain and indirect CO2 emissions.

Waste management

98% of the waste produced in our facilities goes through valorisation processes, such as recycling and energy recovery.

Life Cycle Assessment


The environmental performance of our powder coatings was calculated using LCA (Life Cycle Assessment). All major steps from the extraction of natural resources to the final disposal of the product are included in the environmental assessment.

Sustainable packaging

Our products are mainly packed in cardboard boxes, made from about 85% recycled materials, while also being recyclable.

DISTRIBUTORS

contacts



BELGIUM

COCHEZ

Av. Des Sept Bonniers, 312
Zeven Bunderslaan
Bruxelles 1190
Tel. +32 02 344 6866
etscochez@skynet.be

CHILE

ANDES INDUSTRIAL Ltd
Santa Elena, n°1511
Santiago - Chile
Tel.: +56 265 03100
andes@andesindustrial.cl
www.andesindustrial.cl

COLOMBIA

STL COLOMBIA SAS
Autopista Sur NO 52a 31
Bogotá - Colombia
Tel.: +57 310 291 4982

CZECH REPUB.

CYKLOŠVEC s.r.o.
U Hřebčince 2509, 397 01 Písek
Tel.: +420 382 206 440
Fax: +420 382 206 442
obchod@cyklosvec.cz
www.cyklosvec.cz

FRANCE

TRANSKOL s.r.o.
Bohunická cesta 13
66448 Moravany
Tel.: +420/543 255 546
Celular: +420/725 309 000
obchod@transkol.cz
www.transkol.cz

DENMARK

C. REINHARDT as
Industriparken 21
2750 Ballerup
Tel.: +45 4483 0910
info@creinhardt.dk
www.creinhardt.dk

ECUADOR

Industria SWEET
Patricio Navas
Tel.: +593 0 998 029 046
pnavas@andinanet.net

ESTONIA

BALTI AUTOOSAD AS
Tel.: +372 6200 630
Fax: +372 6200 699
hannoh@autoparts.ee
www.fixus.ee

FINLAND

POWERFACTORY NORDIC Oy Ab
Kaskimäenkatu 7,
33900 Tampere
Tel.: +358 201 222 555
asiakaspalvelu@powerfactory.fi
powerfactory.fi

FRANCE

ADD ONE
Zone Industrielle Les 4 Chevaliers
Rond Point de la République
17180 Perigny
Tél. : +33 0 4 78 66 77 72
Fax : +33 0 9 55 29 18 58
add-one@add-one.fr
www.add-one.fr

GERMANY

HERMANN HARTJE
Deichstrasse 120 - 122 27318 Hoya/Weser
Tel.: +49 (0) 42 51 811-20
Fax: +49 (0) 42 51 811-159
www.hartje.de

GREECE

TZORTZOPOULOS I. LTD
Tel.: 0030 210 9241108
Fax: 0030 210 9241971
info@tzortzopoulos.gr
www.tzortzopoulos.gr

HUNGARY

PACIFIC CYCLES
H-2314 Halásztelek, II. Rákóczi F. út 106
Tel.: +3624-511-270
info@pacificcycles.hu
www.tekernimentem.hu

ITALY

ATALA Spa
Via della Guerrina, 108
20900 Monza (MB)
Tel.: +39 039 2045 371
commerce01@atala.it
www.atala.it

MANDELLI

Via Comasina, 11-20050
Verano Brianza (MI)
Tel.: +39 036280701
Fax: +39 0362807060
info@mandelli.net
www.mandelli.net

LATVIA

Baltic Auto Parts SIA
Vandzenes iela 3,
LV-1046, Riga, Latvia
Tel.: +371 67408960
Fax: +371 67408969
info@bap.lv
www.fixus.lv

LITHUANIA

UAB IMENZA
Tel.: +370 381 53350
jurgis@imenza.lt
www.imenza.lt

POLAND

ITALBIKE
UL. Wyczółki 96/98, 02-820 Warszawa
Tel.: +48(0) 22 643 7673
Fax: +48(0) 22 643 7673
italbike@italbike.eu

SERBIA

Planet Bike Co d.o.o.
Milosa Obilica 9-11, 37000 Krusevac
Tel.: +381 37 420 000
office@planetbike.rs
www.planetbike.rs

SLOVAKIA

TECHNOBIKE s.r.o.
pekná cesta 15
834 04 Bratislava
Tel.: +421 903 614 557
Fax: +421(42) 4433076
www.technobike.cz
jaro@technobike.cz

SPAIN

ALMACENES CALMERA, S.L.
P.I. San Marcos
C/ Hermanos Lumière, 4
28906 Getafe (Madrid) - Spain
Tel.: +34 91 682 98 61
info@calmera.es

SWEDEN

JOFRAB TWS
Box 283, 573 23 Tranås
Tel.: 0140-38 50 30
www.jofrab.se

SWITZERLAND

TEKNO PARTS LTD
Keltenstrasse, 19 CH-2563 Ipsach
Tel.: +41 (0)32 332 84 60
Fax: +41 (0)32 332 84 61
info@teknoparts.ch
www.teknoparts.ch

NUSSHOLD AG

Anwandstrasse 59
CH-8004 Zürich
Tel.: +41 44 241 43 04
Fax: +41 44 241 57 25
rp@nusshold.ch
www.nusshold.ch

RODI cycling

**YOUR
WHEELS
OUR
PASSION**

rodicycling.com | rodi@rodi.pt

Apartado 1, 3801-551, Eixo - Aveiro - Portugal
Ph.: +351 234 920 260 | **fax:** +351 234 931 476

